

The LongFellow Investor Report

Stock Challenges

Sorted by Medium Rev Size, PAR

Select Series Expanded

EPSR2 > 0.75

Trend All

PAR >= 11.1

RV 55.0 - 110.0

Ticker	Name	Industry	Rev Size	Sales Grwth	EPS Grwth	Profit Mrgin	Trend PTP	SLS R^2	EPS R^2	%Debt to Cap	Cur Div	Cur Div %	RV	PAR	TR	REC Tck	Cur. Price	Buy UP to
LEG	LEGGETT & PLATT I	Home Furnishin	M	-0.1	21.8	9.8	UP	0.00	0.85	45.4%	1.360	2.6%	102.0	16.1	19.8	B LEG	52.54	60.41
BJRI	BJ's Restaurants	Restaurants	M	13.8	17.5	5.5	UP	0.98	0.81	31.5%	0.000	0.0%	69.6	16.0	19.9	B BJRI	45.10	53.33
LULU	LULULEMON Athelti	Apparel Stores	M	28.4	30.3	22.0	DOWN	0.96	0.85	0.0%	0.000	0.0%	72.8	14.4	18.3	B LULU	52.00	59.99
BWLD	BUFFALO WILD WI	Restaurants	M	22.9	20.1	7.8	DOWN	0.99	0.97	24.6%	0.000	0.0%	102.7	14.0	16.4	B BWLD	157.55	176.03
FLT	Fleetcor Technologies	Business Servic	M	26.3	23.4	39.1	DOWN	0.98	0.91	54.2%	0.000	0.0%	104.2	13.8	16.2	B FLT	141.14	160.20
AL	Air Lease	Rental & Leasin	M	30.3	36.6	35.2	UP	0.90	0.89	71.1%	0.300	0.8%	77.6	13.4	20.5	B AL	38.14	41.85
MNRO	MONRO MUFFLER	Auto Parts	M	10.2	14.2	10.9	UP	0.99	0.89	42.1%	0.680	1.3%	91.3	12.8	16.1	B MNRO	51.85	57.37
CACC	Credit Acceptance	Credit Services	M	15.7	27.6	57.0	DOWN	0.98	0.93	69.0%	0.000	0.0%	105.1	12.2	18.8	B CACC	203.25	218.22
MD	MEDNAX INC	Medical Care	M	14.6	11.2	19.7	DOWN	1.00	0.98	39.0%	0.000	0.0%	94.5	11.6	16.4	B MD	60.36	66.41
GNTX	GENTEX CORP	Auto Parts	M	13.3	19.2	28.4	UP	0.92	0.81	1.9%	0.360	1.7%	100.6	11.6	16.0	B GNTX	20.65	22.30
SBNY	Signature Bank	Banks - Regiona	M	21.3	26.1	58.7	DOWN	0.72	0.83	39.7%	0.000	0.0%	100.5	11.3	15.6	B SBNY	138.45	154.59

Stock Challenges

Sorted by Medium Rev Size, PAR

Select Series Expanded

EPSR2 > 0.75

Trend All

PAR >= 11.1

RV 55.0 - 110.0

Ticker Name	Industry	Rev Size	Sales Grwth	EPS Grwth	Profit Mrgn	Trend PTP	SLS R^2	EPS R^2	%Debt to Cap	Cur Div	Cur Div %	RV	PAR	TR	REC	Tck	Cur. Price	Buy UP to
-------------	----------	----------	-------------	-----------	-------------	-----------	---------	---------	--------------	---------	-----------	----	-----	----	-----	-----	------------	-----------

Report Headers Legend

Rev Size = Based on Sales Revenue Size-BI value

SP Qlty = Standard Poors Quality

Date of Data = Date of Last Update

Sales Grwth = Sales Growth

EPS Grwth = EPS Growth

Profit Mrgn = Pre-tax Profit Margin

Trend PTP = Trend of Pre-tax Profit

Sales R^2 = Sales Trend Line Predictability

EPS R^2 = EPS Trend Line Predictability

%Debt to Cap = % of Debt to Capitalization

RV = Relative Value of Current PE to Average PE

PAR = 5 yr Projected Average Return

TR = 5 yr Total Return

Rec = Recommendation

Because of Rounding 6 decimals a boundary figure may appear in either of 2 colors




1. Look for RV,PAR,TR Columns to be Dark Blue.




2. Sales ^2 in upper.90's should indicate good trend lines.

3. Compare PTP (Pre Tax Profit) for individual stock to the Industry

4. Compare % of Debt to Capitalization) for individual stock to the Industry

5. Check Company with Buy recommendation to PTP Trend. If Down this may be an indication of the Barbed Wire Fence. DO NOT PROCEED!





<u>R ^2</u>		.97 to 1.00	2	18.2%
		.90 to 0.96	2	18.2%
		less than .90	7	63.6%





<u>Relative Value</u>		85.0 to 110.0	8	72.7%
		70.0 to 84.9	2	18.2%
		110.01 to 115.	0	0.0%





Market knows something that we don't

	< 70.0	1	9.1%
	> 115.0	0	0.0%

Large Revenue	0	0.0%
Mid Revenue	11	100.0%
Small Revenue	0	0.0%
Companies	11	

<u>PAR</u>		14.9 Plus %	2	18.2%
		12.0 to 14.8	6	54.5%
		10.0 to 11.9	3	27.3%
		< 10.0	0	0.0%

<u>Total Return</u>		20 Plus	1	9.1%
		14.9 to 19.9	10	90.9%
		10.0 to 14.8	0	0.0%
		< 10.0	0	0.0%

<u>%Debt to Cap</u>		33% or Less	3	27.3%
		33.1 to 40.0	2	18.2%
		40.1 Plus	5	45.5%
		<= Zero	1	9.1%

40 Plus: Money goes to the Banks not to You. Compare to Industry